

WE/WEP

Signal Tower



LED




2 Alarm Sounds (FB Type)

90dB at 1m (FB Type)

IP65 (FB Type: IP54)

**NPN/PNP
Open-collector**

Ivory White Body
WEP Type



Chrome-plated Body
WE Type

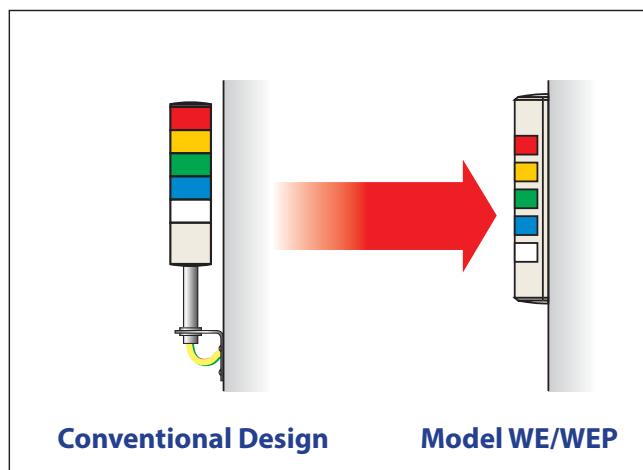


Ultra slim half-moon shaped Signal Tower offers seamless integration with most equipment.

FEATURES

- Clear vertical-cut lens for enhanced illumination over a wide perspective.
- Has an optional built-in audible alarm (FB type) with an output of 90dB (at 1m).
- Installation can be vertical or horizontal.
- Two body color selections of chrome plated or ivory white.
- Lens made of superior impact and heat resistant polycarbonate resin for superior durability and enhanced illumination.
- Both NPN and PNP Compatible for direct connection to a PLC (24V DC ONLY)
- Two lighting patterns of flashing and continuous lighting.
- Dust and water resistance rating of IP65 (except for FB type: IP54).
- Available colors are in Red, Amber, Green, Blue, and Clear/White.
- Has the CE mark and conforms to the requirements for the EC directive.
- Is a UL Recognized Component (File No. E215660).

37.5mm Super-thin Design!

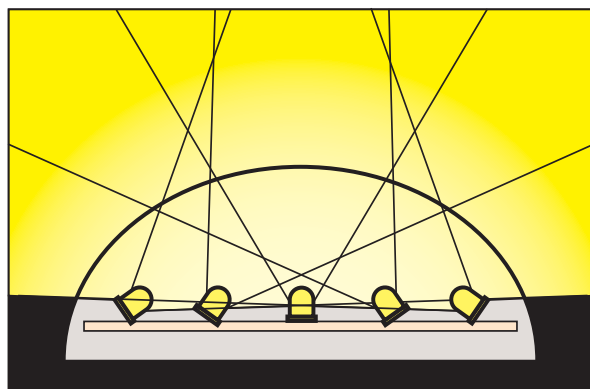


Conventional Design

Model WE/WEP

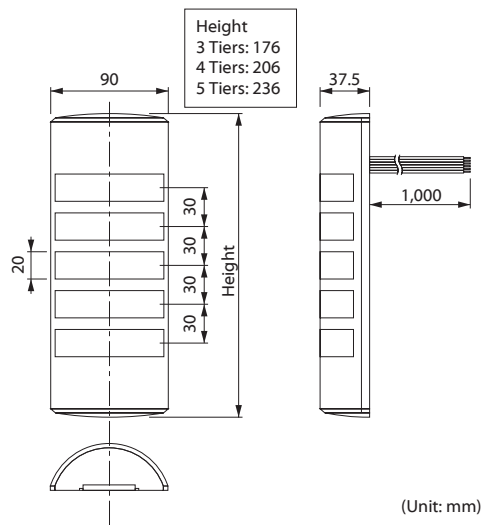
Patlite has perfected a 37.5mm-thin design that significantly enhances integration with the equipment as a built-in signal system.

Exclusively New LED Lighting Design

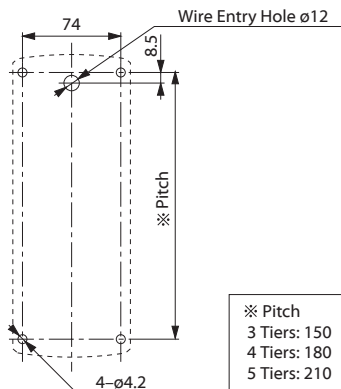


Patlite has created a revolutionary patented lighting design in which multiple LEDs project light across a broad peripheral area, ensuring equal intensity at the sides as well as the front. This design, with its side-projection technology, is a unique achievement in signal light design.


Dimensions




Mounting Dimensions



**JUST
37.5mm**



IP65 construction is safe for installation in damp locations and dusty factory environments.



WE/WE-P

How to Order

WE-P-302FB-RYG			
Body Color	WE: Chrome-plated WEP: Ivory White	Color	R: Red Y: Amber G: Green B: Blue C: Clear/White (Top to bottom)
Tiers	3~5	Type	Blank: Continuous Lighting FB: Flashing/ Alarm
Rated Voltage	02: AC/DC 24V		

Specifications

Stack Number	Model	Rated Voltage	Power Consumption	Mass
3 Tiers	WE(P)-302	AC/DC 24V	1.7W	260g
	WE(P)-302FB		2.7W	300g
4 Tiers	WE(P)-402		2.0W	310g
	WE(P)-402FB		3.2W	350g
5 Tiers	WE(P)-502		2.7W	310g
	WE(P)-502FB		3.7W	350g

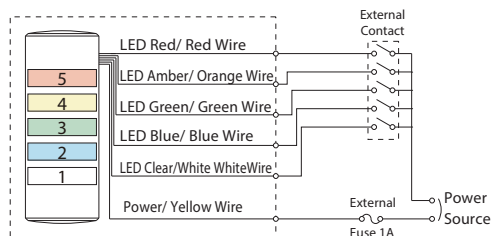
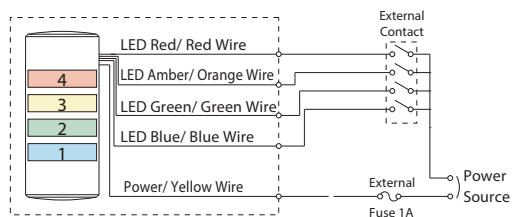
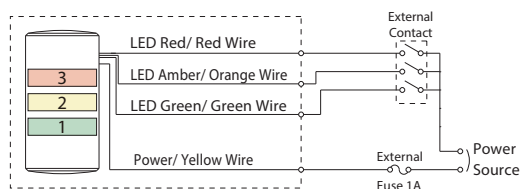
Alarm Sounds	Lead Wire Color
Buzzer 1	Purple
Buzzer 2	Skyblue

Signal Line voltage and current per LED Module

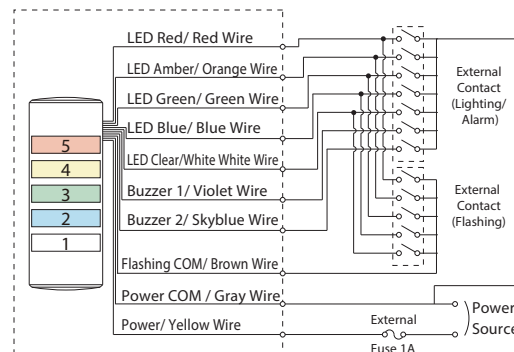
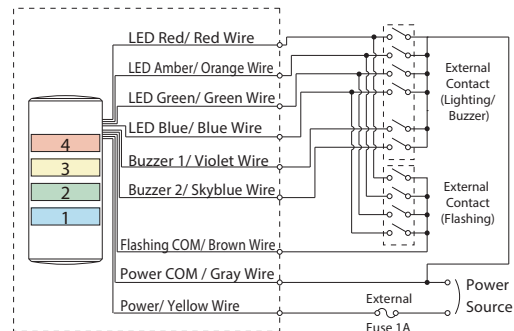
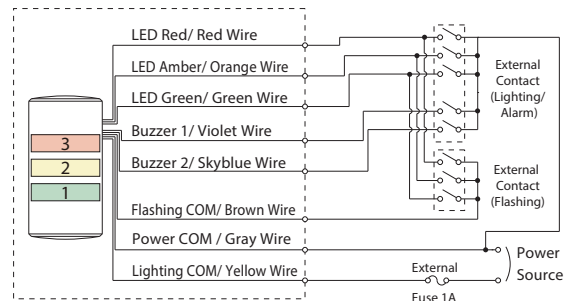
Model	Rated Voltage	Signal Line Voltage	LED		Alarm	
			Signal Line Current		Signal Line Current	Inrush Current
			R, Y	G, B, C		
WE/WE-P	AC/DC 24V	AC/DC 24V	30mA	25mA	40mA	250mA

Wiring

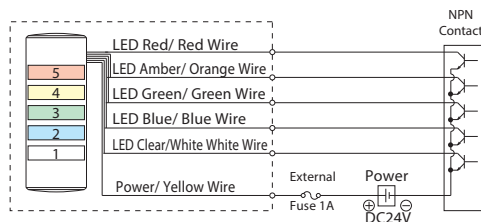
• AC/DC 24V Lighting Type



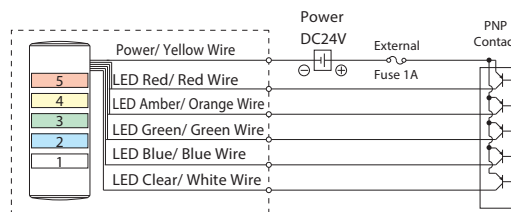
• AC/DC 24V Lighting/Flashing Type



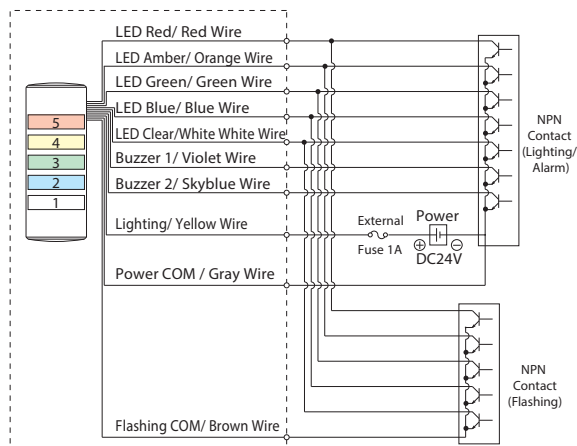
• DC 24V NPN Type



• DC 24V PNP Type



• DC 24V NPN FB Type



• DC 24V PNP FB Type

